

35 Family Faces

Stage: 2-3

Challenge: LOW

Grades: ALL

GOALS:



- Increase awareness of family dynamics
- Assess specific relationships within students' families

DESCRIPTION:



Students complete a worksheet by drawing expressive faces for, and describing the relationship with, each member of their families.

DIRECTIONS:



Hand out the **Family Faces** worksheet (see following page) and ask them to draw expressive features for each blank face. When they are finished with the faces, they should follow the instructions for the blank lines next to each face. After everyone has finished the worksheet, ask them to share their answers with the group.

QUESTIONS:



- Do the moods of your family members change often? Why is this?
- Can you read the differing moods of your family?
- Which family members do you feel close to? Which ones are difficult for you to spend time with?

NOTES:



When students are living with a stepparent, they might ask, for example, if they should designate their biological father or their stepfather (or Mom's live-in boyfriend) as "Dad." Instruct them to make their own choices, but to place the person they didn't select as "Dad" in the "other family" section of the worksheet.

MATERIALS:










Family Faces worksheet.

Family Faces



FAMILY FACES

	words that describe this person	words that describe your feelings about this person
MOM 	<hr/> <hr/> <hr/>	<hr/> <hr/> <hr/>
DAD 	<hr/> <hr/> <hr/>	<hr/> <hr/> <hr/>
BROTHERS & SISTERS   	<hr/> <hr/> <hr/> <hr/> <hr/>	<hr/> <hr/> <hr/> <hr/> <hr/>
OTHER FAMILY  	<hr/> <hr/> <hr/> <hr/>	<hr/> <hr/> <hr/> <hr/>